




CITY CONNECTION

Summer Newsletter – July 2025



CELEBRATING 70 YEARS OF SOUTH PASADENA

SEE MORE ON PAGE 2



HURRICANE SEASON STARTED JUNE 1ST!

Now's the time to get ahead, stock up on supplies, get your sandbags, and review your emergency plan.

**Check out pages 12–20 for
storm preparedness information.**

FISCAL YEAR 2026 BUDGET PROCESS

During the month of June, the City Commission participated in additional workshops in order to draft the City's budget for Fiscal Year 2026. As part of the process, the City Commission must determine a proposed millage rate. At the July 1, 2025 Regular Commission Meeting, the City Commission passed Resolution No. 2025-08, establishing a proposed millage rate of 5.8709 mills.

The budget and millage rate for Fiscal Year 2026 will go before the City Commission for consideration and formal approval during public hearings held on September 8, 2025 and September 15, 2025. For more information about the budget process, please contact the City Clerk's Office at cityhall@mysouthpasadena.com.




www.mysouthpasadena.com



727-347-4171



7047 Sunset Dr. S., South Pasadena, FL 33707



THIS YEAR MARKS 70 INCREDIBLE YEARS SINCE THE INCORPORATION OF THE CITY OF SOUTH PASADENA. FROM SCENIC WATERFRONT VIEWS TO A STRONG SENSE OF COMMUNITY, THE CITY HAS GROWN WHILE PRESERVING THE CHARM THAT MAKES IT UNIQUE. GRATITUDE GOES TO ALL WHO HAVE CONTRIBUTED TO SHAPING SOUTH PASADENA OVER THE DECADES — HERE'S TO THE NEXT 70!



www.mysouthpasadena.com



727-347-4171



7047 Sunset Dr. S., South Pasadena, FL 33707




Arthur Penny
Mayor, City of South Pasadena
apenny@mysouthpasadena.com

"MY CITY: I'm Part of It, I'm Proud of It."

Dear Friends and Neighbors,

On July 1st, the City of South Pasadena marks its 70th birthday and the city has come a long way in the past 70 years.

- On July 1, 1955, the City of South Pasadena was officially incorporated with a population of 150 residents, a single police officer, and a meeting hall.
- Maynard A. Duryea served as the first mayor.
- By 1960, the population of South Pasadena had grown significantly to 625 residents.
- In 2020, South Pasadena was the most densely populated city in Pinellas County and the Tampa Bay area.
- According to the U.S. Census Bureau website, as of 2023, there were 5,324 residents and 3,224 households in the city.



Maynard A. Duryea Bayview Park Update

We're getting closer to the reopening of Maynard A. Duryea Bay View Park, and we can't wait to welcome you back! Check our website and Facebook page for updates.

New Arrival Alert!

We're excited to introduce our new High-Water Rescue Vehicle, equipped with an enhanced platform to provide added support during emergency rescues.



Prepare Now – Sandbags are available!

Sandbags will be available every weekend through July.
 Self-Serve Station Location:
 Behind the City Hall Annex Building, 6940 Hibiscus Ave S
 Enter from Bignonia Ave into the back parking area.
 Limit 10 per household. See more on pages 21 & 22.

Sincerely,

Mayor Arthur Penny



FIREFIGHTER TRAININGS

Continued education and hands-on training are essential to keeping firefighters prepared for any emergency. From advanced rescue techniques to driver evaluations, the team is constantly building their skills to better serve the community.



VEHICLE EXTRICATION TRAINING

In April, the South Pasadena crew joined neighboring departments for vehicle extrication training, reinforcing regional teamwork and honing rescue techniques. These collaborative exercises ensure we're always ready when seconds count.

DRIVER PRACTICAL EVALUATIONS

Congratulations to Firefighters Joshua Martinez and Bruno Levy for completing their driver practical evaluations with skill and precision. Their strong performance reflects the department's continued commitment to training and excellence in service.




Congratulations to MarineMax of St. Petersburg on their successful Grand Re-Opening event!

On Friday, May 16th, Mayor Penny, Commissioners McAlees, Neidinger, Thompson, and City Administrator Lewis attended the event to mark the opening of newly renovated facilities. Thank you to the Tampa Bay Beaches Chamber of Commerce for helping support local businesses and best wishes to MarineMax!

About Town in South Pasadena

A Series from Commissioner Lynda Thompson



While Florida has experienced expansion, your city leaders have ensured that South Pasadena has a commitment to preserving green spaces and its waterfront. Bay View Park is a good place to drink your morning coffee with views of the water, walking trails and picnic spots. Fred Held Park is a place to visit in the quietness of the morning to view its natural beauty and to walk the ½ mile trail around the park. Barbara Gilberg Park is a natural habitat located on Shore Drive South with its scenic views of the water. South Pasadena has much to offer to those who want to explore it.

South Pasadena's prime location with its marinas and waterfront parks is an open invitation to enjoy life on the water for boaters and kayakers. A place where life moves a little slower, leaving a lasting impression on those who visit. It is a desirable destination for retirees and families.

While South Pasadena may not be at the top of a traveler's list, it has charm and beauty from your usual vacation spot. It is a small town charm that will keep you coming back for that community feel.

"About Town in South Pasadena" is a series. The City Commission will be selecting a business or organization to be featured in the City Connection Newsletter. If you are interested in having your business included in this series, please contact CityHall@mysouthpasadena.com



Thank you to everyone who contributed to this year's Cereal for Summer campaign! The City of South Pasadena was happy to serve as a collection site for the Cereal for Summer program organized by Feeding Tampa Bay and Channel 10 News WTSP again this year. Children who rely on free meals at school often go hungry during the summer months. The Cereal for Summer campaign collects donations of breakfast foods to help fill this gap and fight child hunger. Special thanks to IAFF Local 747 Firefighters Union for donating over 200 boxes!

For more information and ways to help, visit www.feedingtampabay.org.

PULLING PERMITS FOR STORM REPAIRS?

To obtain permits for storm repairs in South Pasadena, Florida, you'll need to visit the Community Improvement Department.

Their office is located at 6940 Hibiscus Avenue South, South Pasadena, FL 33707.

The department is open for walk-ins, Monday through Friday, from 7:30 A.M. to 12:30 P.M.

Remember, before starting any storm-related repairs, ensure you secure the necessary permits, as all repairs and reconstruction require a permit and inspection, regardless of the extent of the damage.



PERMITTING UPDATE

October 1, 2024 – June 30, 2025

Total Permit Applications Received	1,476
Permits Issued	761
Incomplete Permit Applications Awaiting Additional Documentation	180
Permit Applications To Be Reviewed	33
Permit Applications Requiring Resubmittal	76
Completed Permits	335
Permit Applications Awaiting Payment of Fees	34
Voided Permits	57

Substantial Damage Determination Letters Sent	657
Substantial Damage Determinations Remaining	0

In addition, the Community Improvement Department has done 2,325 inspections since October 1, 2024.



For more information about permitting activity or substantial damage determinations, contact the Community Improvement Department at buildingdepartment@mysouthpasadena.com or 727-343-4192.



BUSINESS TAX RECEIPT RENEWAL FEES ARE DUE BY SEPTEMBER 30, 2025.

After September 30th, late charges are applied and delinquent notices are mailed out after the 1st of each month following. Please note that the Community Improvement Department Office is located in the City Hall Annex Building at 6940 Hibiscus Avenue South.

Should you have any questions or need any assistance regarding your Business Tax Receipt Renewal, please contact Licensing Official, Renee' Reid, in the Community Improvement Department at 727-343-4192.

Rev. 7/24

Sun Benches



Sponsor Your Sun Bench Today!

Want to make your mark on South Pasadena? Consider sponsoring a Sun Bench! For a one-time cost of \$400, a personalized plaque will be added to the available bench of your choosing.

For more information, visit:

www.mysouthpasadena.com/community/sun_benches.ph



Proud Progress in South Pasadena's Community Improvement Department

Commissioner Mark McAlees



As the newest South Pasadena City Commissioner, it's been an honor to work alongside the Community Improvement Department.

Since stepping into this role, I've had a front-row seat to the incredible efforts this team—led by Terri Sullivan—has put forth in the wake of the last two storms. I can honestly say I am extremely proud of everything they have accomplished.

The city has faced its share of challenges recently, but this department hasn't just responded—they've led. Terri and her team have worked tirelessly to keep this department running, help residents, and move the city forward.

I'd like to highlight just a few of the many efforts they've taken on over the past several months:

- Participated in Legislative Day in Tallahassee with the Building Officials of Florida, where we discussed key legislative concerns with state representatives and senators.
- Assisted in the Emergency Operations Center during both storms, helping coordinate resources and keeping the city functioning under extreme pressure.
- Prepared the department pre-storm and post-storm, ensuring we were ready for impact and positioned for recovery.
- Trained temporary employees to handle increased customer service demand, maintaining the high level of support residents expect.
- Hired a new office assistant to help manage the growing workload and maintain continuity in service.



News from the Public Works Department

What happens when fats, oils, and grease are poured down the sink?

When warm fats, oils, and grease (FOG) are poured down the sink or flushed down the toilet, they may not travel very far through your pipes before they begin to form large, nasty conglomerations with other debris and chemicals and stick to the walls of your pipes. These FOG deposits could cause future sewer backups in your home, condominium, restaurant, or other building.

The results of FOG buildup in pipes include:

- Severe reduction in pipe flow capacity
- Complete blockages
- Slow drains
- Sewage backups
- Contact with disease-carrying bacteria
- Unnecessary costly repairs
- Contamination of water sources

NO GREASE

POURING FOOD, OILS, AND GREASE DOWN THE DRAIN IS **DESTRUCTIVE AND COSTLY!**

Beware the
F.O.G.

Prevent the
CLOG



- Do not put oil and grease in covered collection containers.
- Do not scrape food scraps from dishes into trash cans and garbage bags and dispose of properly. Avoid using the garbage disposal.
- Do not remove oil and grease from dishes, pans, fryers, and griddles. Cool first before you skim, scrape, or wipe off excess grease.

DO NOT pour oil and grease down the drain.
DO NOT put food scraps down the drain.
DO NOT rinse off oil and grease with hot water.

**For more information contact:
Public Works Department
727-384-0701**

Rev. 04/2025



A Clean Environment Is Important To All Of Us!

ONLY RAIN DOWN THE STORM DRAIN!

Pollution Prevention Is Up To You!

Did you know that storm drains are NOT connected to sanitary sewer systems or treatment plants? The primary purpose of storm drains is to carry rainwater away from developed areas to prevent flooding. Untreated pollutants, such as concrete, mortar, fertilizer in grass clippings and many more, flow directly into creeks, rivers, lakes and the ocean and are toxic to fish and other wildlife. Disposing of these materials into the storm drains causes serious ecological problems and is PROHIBITED by law.

Best Management Practices

Best Management Practices, or BMP's, are procedures that help to prevent pollutants, such as chemicals, concrete, mortar, pesticides, waste, paint and other hazardous materials from entering our storm drains. All of these sources add up to a pollution problem, but each of us can do our part to keep stormwater clean. The efforts add up to a pollution solution!

What Can You Do?

- Never sweep or blow grass/lawn clippings into driveways, sidewalks, streets, gutters or storm drains.
- Always store both dry and wet materials under cover, protected from rainfall and runoff and away from storm drains and waterways.
- Keep all construction debris away from the streets, gutters and storm drains.
- Never dispose of washout into the street, storm drains, landscape drains, drainage ditches or streams.
- Look for and clean up material that may have traveled away from your property after each day's work.
- If you or your contractor keep a dumpster at your site, be sure it is securely covered with a lid or tarp when not in use.
- Protect dry materials from the wind. Don't allow dry products to blow into driveways, sidewalks, streets, gutters or storm drains.
- Don't place fill material, soil or compost piles on the sidewalk or street.
- During cleanups, check the streets and gutters for sediment, refuse or debris. Look around the corner or down the street and clean up any materials that may have already traveled away from your property.

WHO CAN YOU CONTACT?

FOR MORE INFORMATION OR TO REPORT ILLEGAL DUMPING, PLEASE CALL:

Community Improvement Department
727-343-4192

Public Works Department
727-384-0701

REPORT ILLICIT DISCHARGES

169-25. ILLICIT DISCHARGES

Specific prohibitions. Any discharge to the stormwater system containing sewage, oil, or petroleum products, grass clippings, fertilizers, paints or paint solvents, industrial waste or other waste materials containing any materials in violation of federal, state, county or municipal laws, rules, regulations, orders or permits is prohibited.

Stormwater 24-Hour Watchline
727-464-5060

Rev. 07/2025



DISPOSAL OF HOUSEHOLD CHEMICALS

Household Hazardous Waste Center (HHW)
2855 109th Avenue North, St. Petersburg, FL

Tuesday-Friday 7:00 a.m. – 5:00 p.m.
1st & 3rd Saturday of each month 7:00 a.m. – 5:00 p.m.
Closed on Sunday and all observed county holidays.



For more information, including what items to bring and what not to bring, call 727-464-7500 or visit www.pinellascounty.org/solidwaste

AUTOMOTIVE/LEAD ACID BATTERIES/USED MOTOR OIL

Local drop off: Advance Auto Parts 4901 Gulfport Blvd. South 727-323-2971
They will accept up to 5 gallons of motor oil.
Most auto parts retailers accept old vehicle batteries at no charge.

White Goods/Appliances (electric or gas)

Contact: Waste Connections at 727-572-6800

NO FREON ACCEPTED

Household Grease

Use paper towels to absorb grease; place in regular trash.



Rev. 04/2025

2025 PINELLAS COUNTY RECYCLE GUIDE

For more information on items that
can/cannot be recycled, call 727-464-7500
or visit www.pinellascounty.org/recycle



WHY SOUTH PASADENA RESIDENTS MUST EVACUATE DURING A MANDATORY ORDER

The City of South Pasadena lies entirely within Level A, the highest-risk evacuation zone in Pinellas County. When a Mandatory Evacuation Order is issued by Pinellas County Emergency Management, it is based on a serious and imminent threat—storm surge flooding, the leading cause of hurricane-related deaths.

Why Evacuate?

Evacuation orders are not issued lightly. They are designed to save lives. In Level A zones like South Pasadena, storm surge can quickly overwhelm homes, roads, and infrastructure. Even a Category 1 hurricane can produce dangerous flooding in our community. If you're in the evacuation zone, you must leave when an order is given.

In addition, residents of mobile homes and manufactured homes must always evacuate, regardless of evacuation zone, due to the risk of wind damage.

Know Your Zone

Evacuation zones are based on storm surge risk. Know your zone before the hurricane season and monitor local updates. Visit disaster.pinellas.gov to confirm your zone and stay informed.

When a Storm Is Approaching

- Fill your gas tank or charge your electric vehicle
- Gather cash, medications, important documents, and valuables
- Prepare your emergency kit
- If registered for special needs transportation, expect a call from the county
- Check on neighbors who may need help evacuating

When the Evacuation Order Is Issued

- Finalize your preparations and leave as early as possible
- Turn off utilities if you're leaving your home
- Monitor disaster.pinellas.gov for updates and shelter openings
- If using special needs transportation, be ready for pickup
- Be out of the area before storm-force winds arrive

Timing Is Everything

Delaying your evacuation is dangerous. Roads may close, emergency services may not be able to assist, and your options may disappear. Leave early, stay informed, and take action when the order is issued. Your safety—and the safety of your loved ones—depends on it.



“Run from the water. Hide from the Wind.”

Picture the Threat

Storm surge is not just a coastal hazard. This graphic shows examples of storm surge scenarios to illustrate how far inland storm surge can be pushed and the damages it can cause. Storm surge will impact coastal waters first and continue to push inland. For Hurricane Ian, storm surge reached up to 15 feet at the coast on Fort Myers Beach, and was pushed 15 miles inland. Along rivers and waterways, storm surge was pushed up to 24 miles inland, with a depth up to eight feet. Evacuation orders are issued to move people out of harm's way.

If the weather forecast says surge height could be...

5-7 feet

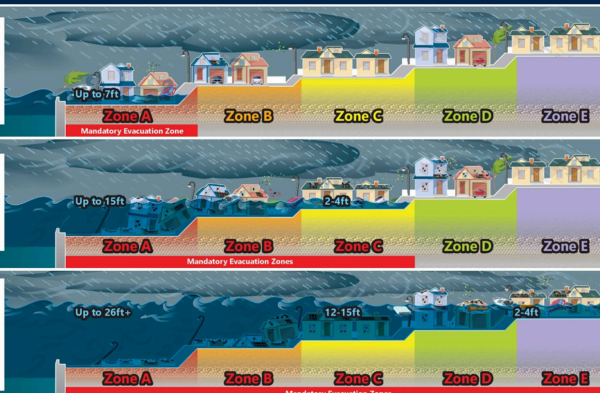
- Roads are flooded; cars are flooded.
- Fast-moving storm surge may enter homes, with water above electrical outlets.
- Life-threatening conditions.

12-15 feet

- Storm surge is up to house rooflines in Evacuation Zones A and B.
- Catastrophic damage along the coast.
- You are not likely to survive this.

26+ feet

- Homes in Zones A and B may be swept off their foundations.
- Catastrophic damage along the coast.
- Extensive flooding in all zones: inside homes, cars, on roads.
- You are not likely to survive this.



Wind will affect the entire county. Mobile home residents and residents who are dependent on electricity must always evacuate due to winds for all category hurricanes.



SURVIVING THE STORM

IT'S EVERYONE'S RESPONSIBILITY



STORM PREPAREDNESS GUIDELINES

The City of South Pasadena suggests utilizing the following guidelines in helping you prepare for the upcoming Hurricane Season. As seen in past seasons, even a single storm can have a dramatic impact on the community. The South Pasadena Fire Department urges all residents to prepare for hurricane season, regardless of the forecasted activity, as storms can affect us in unexpected ways. Be sure to have your emergency plans in place and stay informed as the season approaches.

PRE HURRICANE SEASON MAINTENANCE

Preparations should be completed long before June 1st, the beginning of hurricane season.

- Cut back all trees and weak branches that could contact buildings.
- Thin your foliage so wind can flow freely through branches, decreasing the chance that the trees/plants will be uprooted. Keep gutters and drains free of debris.
- Place trimmings at the curb on Tuesdays/Fridays – the trimmings should not exceed 4 feet in length and 6 inches in diameter tied in bundles.
- Place small pieces of vegetation such as leaves, twigs, etc. in bags or cans that weigh less than 40 lbs. When full, place at the curb on your scheduled household waste pick up day.
- Clean your yard of any items that could become missiles in a storm such as old lumber, lawn furniture, barbeque grills, etc.
- Sign up for local alerts and warnings- <http://www.pinellascounty.org/alertpinellas>.
- Monitor local news and weather reports.
- Prepare to evacuate by learning evacuation routes, having a place to stay and packing a “go bag.”
- Protect your property by reviewing insurance documents, making sure fuel tanks are anchored, installing sewer backflow valves and categorizing belongings.
- Collect and safeguard critical financial, medical, educational and legal documents.

ONCE A STORM HAS BEEN NAMED

- Follow guidance from local authorities.
- The City of South Pasadena is in an “A” evacuation zone.
- If advised to evacuate, grab your “go bag” and leave as soon as possible.
- Do not cut down trees, trim vegetation, do major yard work or construction projects that cause debris.
- Mass cutting places a tremendous burden on the normal collection process and there is not enough equipment or manpower to collect the additional material before the storm makes landfall. You could put not only yourself at risk but your neighbors as well.
- Do not take materials to the curb, transfer stations or landfill during a watch or warning period. Services may be suspended and facilities may close early to prepare for the storm.
- For protection from high winds, stay away from windows and seek shelter on the lowest level in an interior room. Install storm shutters on doors and windows.
- For protection from flooding, move to higher ground.
- Turn around, don’t drown. Never walk or drive on flooded roads or through water.
- Call 911 if you are in life-threatening danger.

AFTER THE STORM HAS PASSED – PLEASE BE PATIENT!

- Return to the area only after authorities say it is safe to do so. Do not enter damaged buildings until they are inspected by qualified professionals.
- Never walk or drive on flooded roads or through floodwaters.
- Look out for downed or unstable trees and power lines.
- Wear gloves and sturdy shoes to protect your eyes and feet when removing debris.
- Keep household garbage, recycling and vegetative and/or construction storm debris in separate piles.
- The City of South Pasadena’s number one priority is the collection of household garbage.
- Secure all household garbage in plastic bags or cans on your scheduled pick up day.
- Do not place any debris near or on a fence, mailbox, power line equipment, poles, transformers, downed electrical wiring, water meters or storm drains. Place it near the road so that it can be easily picked up from the debris removal trucks.
- Be prepared to repair possible damage to yard areas from the specialized equipment used to collect storm debris.
- Contact the City of South Pasadena Public Works Department at 727-384-0701 or City Hall at 727-347-4171 for updates on your collection services.

Rev. 07/2025

IMPORTANT!

****There is no reimbursement provided to any individual resident or condominium association who hires a private contractor to remove and dispose of storm-related debris.****

The City of South Pasadena asks all residents to be our partners in restoring the City to its pre-storm state. Your cooperation and support enables the City of South Pasadena to complete the entire process in the quickest, safest and most efficient manner possible.



SPECIAL NEEDS

Hurricane Preparedness

The best time to prepare for an emergency is well ahead of time. When you prepare from a position of safety and calm, you and your caregivers can better cope with an emergency or disaster situation when it happens. An emergency or disaster may present unique challenges for people with disabilities and special needs. If you or someone you care for has a disability or special need, you may have to take additional steps to prepare yourself and your family.

Here's what you need to get ready for an emergency or disaster:

Form a Personal Support Network:

These are the people you should involve in your emergency planning and can help you in an emergency situation. They include your nearby family, friends, caregivers, neighbors and co-workers. Be sure to give at least one trusted member of your support network a key to your house or apartment. Also, let members of your support group know where you store your emergency kit. Most importantly, you should not rely on just one person, but have at least three or more people you can call on for help.

Complete a Personal Assessment:

Make a list of your personal needs and your resources. You need to take into account what you will be able to do for yourself and what assistance you may need before, during and after a disaster such as a hurricane. This should include daily living needs (personal care/personal care equipment, adaptive feeding devices and electricity-dependent equipment), your ability to get around before, during and after a disaster (cleaning up disaster debris, transportation and blocked roads) and evacuating if necessary.

Get Informed:

Know about the specific hazards that threaten your community (hurricanes, tornadoes, wildfires, etc.). Learn about community disaster plans and community warning systems and find out more about special assistance programs. Local citizens with disabilities and special needs should register with <https://pinellas.gov/special-needs>.

Write It Down:

Keep a copy of important phone numbers and other contact information for loved ones, medical providers and emergency services as part of your emergency communications plan.

Create an Emergency Kit:

Your emergency kit should have supplies specific to your special needs. A complete list of suggested items can be found on page 17.





Hurricane Preparedness Presentation

**For hurricane season information and storm readiness tips, check out the South Pasadena Fire Department's upcoming Hurricane Preparedness Presentation series, hosted in person at Fire Station 20
1477 Pasadena Ave S, South Pasadena, FL 33707**

Seats are limited - email marketing@mysouthpasadena.com to secure your spot!

**Those unable to attend in person are welcome to virtually attend via Zoom.
The slide presentation will also be uploaded onto YouTube.**

Saturday August 16th at 11am
Webinar Link

<https://us02web.zoom.us/j/89160877853>

The link is also posted on the City's website at **www.mysouthpasadena.com**.



Interested in having a live hurricane preparedness presentation at your business, condominium, or homeowner's association?

Contact the South Pasadena Fire Department at 727-344-1666.





DISASTER SUPPLY KIT CHECKLIST



General

- ☐ Two week minimum supply of medication, regularly used medical supplies, and a list of allergies
- ☐ A list of the style, serial number, and manufacturer information of required medical devices
- ☐ Batteries
- ☐ Flashlights
Do not use candles
- ☐ NOAA Weather Radio
Battery operated or hand cranked
- ☐ Cash
Banks and ATMs may not be available after a storm
- ☐ Cell phone chargers
- ☐ Books, games, puzzles or other activities for children

Phone Numbers

- ☐ Maintain a list of important phone numbers including:
County emergency management office, evacuation sites, doctors, banks, schools, veterinarian, a number for out of town contacts, friends and family

Clothing

- ☐ Rain gear such as jackets, hats, umbrellas and rain boots
- ☐ Sturdy shoes or boots and work gloves

Special Needs Items

- ☐ Specialty items for infants, small children, the elderly, and family members with disabilities

First Aid

- ☐ First Aid Manual
- ☐ Sterile adhesive bandages of different sizes
- ☐ Sterile gauze pads
- ☐ Hypoallergenic adhesive tape
- ☐ Triangular bandages
- ☐ Scissors
- ☐ Tweezers
- ☐ Sewing needle
- ☐ Moistened towelettes
- ☐ Antiseptic
- ☐ Disinfectant wipes
- ☐ Hand sanitizer
- ☐ Thermometer
- ☐ Tube of petroleum jelly
- ☐ Safety pins
- ☐ Soap
- ☐ Latex gloves
- ☐ Sunscreen
- ☐ Aspirin or other pain reliever
- ☐ Anti-diarrheal medicine
- ☐ Antacid
- ☐ Laxative
- ☐ Cotton balls
- ☐ Q-tips

Food and Water

- ☐ Food
Nonperishable packaged or canned food and beverages, snack foods, juices, baby food, and any special dietary items to last at least 7 days
- ☐ Water
1 gallon per person per day
- ☐ Non-electric can opener
- ☐ Paper plates
- ☐ Napkins
- ☐ Plastic cups
- ☐ Utensils

Important Documents

- ☐ Insurance cards
- ☐ Medical records
- ☐ Banking information
- ☐ Credit card numbers
- ☐ Copies of social security cards
- ☐ Copies of birth and/or marriage certificates
- ☐ Other personal documents
- ☐ Set of car, house, and office keys
- ☐ Service animal I.D., veterinary records, and proof of ownership
- ☐ Information about where you receive medication, the name of the drug, and dosage
- ☐ Copy of Will

**Items should be kept in a water proof container*

Vehicle

- ☐ Keep your motor vehicle tanks filled with gasoline

Pet Care Items

- ☐ Pet food and water to last at least 7 days
- ☐ Proper identification
- ☐ Medical records/microchip information
- ☐ A carrier or cage
- ☐ Muzzle and leash
- ☐ Water and food bowls
- ☐ Medications
- ☐ Supplies for your service animal

Find more disaster preparedness tips at
FloridaDisaster.org

ALL PROPERTY IN THE CITY LIMITS OF SOUTH PASADENA IS SUBJECT TO FLOODING!

CITY OF SOUTH PASADENA FLOOD FACTS

The National Flood Insurance Program (NFIP) policies issued or renewed in the City of South Pasadena receives a 10% premium discount. According to the Federal Emergency Management Agency (FEMA), this discount is the result of the City's qualifying as a Class 8 in the NFIP Flood Insurance Program's Community Rating System. The City has achieved this rating through activities such as maintenance of drainage facilities, regulation of stormwater discharge and distribution of this information as part of the Community Outreach Program.

Assistance is Available

Publications pertaining to property protection, flood safety, etc. can be obtained at South Pasadena City Hall – 7047 Sunset Drive South, South Pasadena, FL; at the Community Improvement Department – 6940 Hibiscus Avenue South, South Pasadena, FL; or through information links on the City of South Pasadena website: www.mysouthpasadena.com. Questions pertaining to flood zone, protection methods, flood elevation certificates, grant assistance, etc., please contact the City of South Pasadena Community Improvement Department at (727) 343-4192.

Flood Insurance Rate Maps

The most recent Flood Insurance Rate Map for South Pasadena went into effect on August 24, 2021. The new flood maps are available at <https://floodmaps.pinellascounty.org>. Since all of South Pasadena is in a Special Flood Hazard Area, it is important to know the base flood elevation of the property and the flood insurance purchase requirements. The City of South Pasadena has copies of elevation certificates for many structures in the community.

Are you insured?

Since 1851, only 18 hurricane seasons have passed without a known storm impacting the State of Florida. Property losses due to flooding are not covered under most standard homeowner insurance policies. You can protect your home and its contents with flood insurance through the National Flood Insurance Program (NFIP). NFIP is a federal program that enables property owners to buy flood insurance at reasonable rates in participating communities. In return, participating communities carry out flood management measures designed to protect life and property from future flooding. The Federal Emergency Management Agency (FEMA), through its Federal Insurance Administration, administers the NFIP.

As a Special Flood Hazard Area, flood insurance is required for all properties in the City of South Pasadena with a federally backed mortgage. To find out more about flood insurance for your property and its contents, contact your insurance agent. There is usually a waiting period before a flood insurance policy takes effects; so do not wait until a storm threatens before you secure the flood insurance you need.

Flood Threat

Flooding in South Pasadena can be caused by heavy rainfall that occurs in short periods of time, as is common during summer thunderstorms, and by tidal surges that accompany coastal storms, tropical storms and hurricanes. Hurricane tidal surges are the City's greatest threat and can cause flooding up to 24 hours before the "eye" of the storm reaches the coast. Because the City has low land elevations and abuts the Boca Ciega Bay, the flood threat is significant. FEMA has identified the entire City as a Special Flood Hazard Area on the Flood Insurance Rate Maps. These maps establish base flood elevations for development within these areas with the lowest permitted habitable flood levels ranging from 10 to 15 feet above sea level.

Flood Warning Systems

The Pinellas County Emergency Operations Center (EOC) works with the National Weather Service, the National Hurricane Center, and the local municipalities to monitor flood and storm threats. This information is then used to alert communities to the threats they are facing. Flood alerts are issued by: TV 8; TV 13; TV 10; and Bay News 9. For evacuation centers or other information on flooding, you can write to: Pinellas County Emergency Management, 10750 Ulmerton Rd., Building 1, Suite 267, Largo, FL 33778 OR visit <https://pinellas.gov/emergency-information/public-shelters>.

Storm Warnings

- Tropical storm watch: Tropical storm conditions are possible within 48 hours.
- Tropical storm warning: Tropical storm conditions are expected within 36 hours.
- Hurricane watch: Hurricane conditions are possible within 48 hours.
- Hurricane warning: Hurricane conditions expected within 36 hours. All preparations should be complete.



Rev. 04/2025



Flood Safety Measures

South Pasadena residents can protect themselves from flood hazards by taking measures to ensure the safety of life and property before, during, and after a flood occurs. These safety measures include:

Prepare Before the Storm

- Know your evacuation plan. Evacuation time for South Pasadena could take hours because the City's evacuation routes are prone to flooding early in a storm. Pinellas County has posted all primary evacuation routes with blue and white signs.
- Review your family disaster plan.
- Check your survival kit, important insurance papers, and have identification ready. Verify that you have food, water, medication and toiletry essentials early to avoid long lines and shortages.
- Prepare your home and yard (be sure you have all materials and tools necessary to shutter windows).
- If you have special needs, be sure your caregiver begins to implement your plan and you are registered for a special needs shelter if necessary.
- Gather special supplies for infants, children, seniors and pets.

Pinellas County EMS, the South Pasadena Fire Department and PSTA work together to provide evacuation assistance to those persons requiring special assistance enrolled in the County's special assistance program. If you are physically impaired or require special assistance to evacuate, write to:

Pinellas County Emergency Management, Public Safety Complex, 10750 Ulmerton Rd., Building 1, Suite 267, Largo, FL 33778

or call 727-464-3800 to register. You can also call your nearest fire department or home health care provider. Do not wait for a storm to strike! Write or call as soon as possible for an application requesting placement into the program.

Preparation for Evacuation

Keep a battery-powered radio tuned to local stations, and if an evacuation order is given, comply with it. Even if the evacuation order turns out to be unnecessary, leaving the area is better than potentially risking the loss of life by staying.

When preparing your home prior to evacuation, it is advisable to:

- Turn off all the electricity, with the possible exception of the power to your refrigerator;
- Fill your tubs, sinks, and any available containers with water, in case fresh water is not available after the storm (Sanitize tubs and sinks with bleach, rinse and then fill);
- Shut off your waterline to prevent any contaminated water from backing up into your house;
- Move as many valuables as possible to upper floors;
- Elevate furniture, if possible;
- Create floodway openings in non-habitable areas such as garage doors;
- Seal off sewer lines to the dwelling to prevent the backflow of sewer waters. After the storm the City will be working as quickly as possible to ensure a speedy and safe return to your homes.
- Keep a battery-powered radio with you so you can listen for emergency updates and news reports.
- Use a battery-powered flashlight to inspect a damaged home (The flashlight should be turned on outside before entering- the battery may produce a spark that could ignite leaking gas, if present).
- Stay off the streets. If you must go out, watch for fallen objects; downed electrical wires; and weakened walls, bridges, roads, and sidewalks.
- Do not drive through a flooded area- Don't Drown, Turn Around.
- Keep children away from the floodwaters, ditches, culverts and storm drains.
- Clean everything that has been wet.
- Use the phone only to report life-threatening emergencies.
- Watch out for animals, especially poisonous snakes.

More people are injured after a storm due to unsafe buildings, downed power lines, contaminated water, and other unsafe conditions than are injured in the storm itself. Carefully check for structural damage prior to entering a building. Use caution when re-entering the structure. Turn on electricity one breaker at a time and watch for smoke or sparks.

Property Protection

While recent construction practices and regulations have made new homes less prone to flooding, many existing structures remain susceptible. Retrofitting non-compliant buildings is a recommended approach to reduce flooding. While the property itself remains subject to flooding, the building is modified to prevent or minimize flooding of habitable space. Several approaches to retrofitting are:

- Elevation of the structure above flood protection levels
- Construction of barriers (floodwalls, berms)
- Dry flood proofing (water tight floor and wall systems)
- Wet flood proofing (construction that allows the entry and passage of flood water). This is only allowed for non-habitable structures.
- Removing or relocating items of value to higher elevation levels.

Floodplain Management

The City's Stormwater Management Regulations require new construction and substantial remodeling to meet stringent standards in order to increase the survivability of structures, reduce the cost of repair and reconstruction after a storm event, and ensure that reasonably priced flood insurance is available.

Rev. 04/2025



Drainage System Maintenance

The City continues to improve and maintain its stormwater management system. This has reduced the amount and duration of road and yard flooding during the rainy season. The City routinely inspects and performs maintenance on drainage ditches, catch basins, and culverts that comprise the City's stormwater drainage system. If you see any areas that may need additional maintenance or if you experience any localized drainage problems, please call South Pasadena Public Works Department at (727) 384-0701.

Permit Requirements

The City administers flood management regulations that are designed to minimize the potential of flood losses in the City. Any development requires a permit from the City of South Pasadena Community Improvement Department, which ensures that all construction meets the Flood Insurance Rate Map (F.I.R.M.) elevation requirements. Such regulations include minimum elevations of lowest living floor areas plus an additional two (2) feet of elevation known as freeboard. Flood proofing of non-residential property will also have an additional two (2) feet of freeboard added. The placement of fill shall only be allowed for stem wall foundation and limitations on non-substantial improvements, additions and reconstruction. Following NFIP standards, the City mandates that if the cost of any reconstruction, rehabilitation, addition or other improvements to a building equals or exceeds 50% of the building's depreciated value, then such work is considered a substantial improvement. The existing building is then required to meet the same standards as a new building.

The NFIP standards relating to substantial improvement are enforced through the development and building permitting process. Applicants for remodeling or repair of nonconforming structures (i.e., buildings which are not elevated to or above the base flood elevation) are required to submit a cost estimate of the improvement and, if necessary, an appraised value of the existing structure, to determine if the work constitutes a substantial improvement.

The building permit review is a necessary component of its participation in the NFIP, which makes flood insurance available to those who want to protect their property from flood damage. Development that occurs without permits threatens the City's continued participation in the NFIP and the ability to obtain flood insurance. If you see development occurring without permits, protect your rights and immediately contact the Community Improvement Department at (727) 343-4192. Two funding programs are available to reduce or eliminate the long-term risk of flood damage to buildings insured under the NFIP.

Flood Mitigation Assistance

Qualified mitigation activities include elevation of the existing home or commercial structure, acquisition of the property, or relocation of insured structure out of the floodplain. The structure must be insured under the NFIP and have suffered 2 or more flood losses; each with a claim of at least \$1,000 within any ten-year period since 1978.

Severe Repetitive Loss Program

A Severe Repetitive Loss property is defined as a residential property that is insured under the National Flood Insurance Program and has at least 4 flood insurance claim payments (building and contents) over \$5,000 each, and the cumulative amount of such claims payments exceeds \$20,000 within any ten-year period; Or has at least 2 separate flood insurance claims payments (building payments only) have been made with cumulative amount of the building portion of such claims exceeding the market value of the building within any ten-year period.

For more information go to:

FEMA/NFIP at www.fema.gov

**Pinellas County Emergency Management at
www.pinellascounty.org/emergency**

**Florida Department of Emergency Management at
www.floridadisaster.org**

**The Official Hurricane Guide for Pinellas County at
<http://www.pinellascounty.org/emergency/default.htm#hurricaneguide>**

Rev. 04/2025




Prepare Now!

Self-serve sandbag station is now open each weekend through July- first come, first served!

LIMIT 10 SANDBAGS PER HOUSEHOLD
PLEASE NOTE: STATION IS SELF-SERVE.

Pickup Location

Behind the City Hall Annex Building
 6940 Hibiscus Avenue South
 Enter from Bignonia Avenue South
 into the back parking area.



STOCK UP EARLY AND STAY SAFE THIS SEASON!

Sandbag Storage Tips & Tricks

1. Store in a Cool, Dry Place

- Keep sandbags out of direct sunlight and away from moisture.
- Garages, sheds, or covered outdoor areas work best.

2. Elevate Off the Ground

- Use pallets, boards, or shelves to keep the sandbags off concrete or soil.
- This helps prevent mold, rot, and moisture absorption.

3. Cover with a Tarp

- If storing outside, protect sandbags with a waterproof tarp.
- Anchor the tarp securely to block rain and UV rays.


4. Stack Neatly & Securely

- Stack bags in a stable, staggered brick-like pattern.
- Limit stacks to 3-4 feet high to prevent slumping or tearing.

5. Inspect Periodically

- Check for rips, mold, or dampness every few weeks.
- Replace any damaged bags early to avoid last-minute surprises.





Best Practices for Using Sandbags

Lay a Solid Foundation

- Start with a plastic sheeting barrier (optional but helpful) on the ground to prevent water seepage.
- Place the first row of sandbags lengthwise and overlap like bricks for stability.

Stack in a Pyramid Shape

- Stack bags in a staggered brickwork pattern.
- Build up in layers—each layer should taper inward to form a pyramid shape for better resistance.

Tuck, Fold, and Fluff

- Tuck the open end of each bag underneath to keep sand inside.
- Shape each bag to fit snugly against the others—tight seams block water more effectively.

Redirect, Don't Block

- Use sandbags to divert water away from structures, not try to create a watertight wall.
- Focus on protecting entry points like doors, garage openings, and low windows.

Anchor and Secure

- In high wind areas, add weights or tie-downs on top to prevent displacement.

Leave Gaps for Drains

- Avoid blocking storm drains completely—this can worsen local flooding.
- Don't dump sand in storm drains or yards.
- Follow local disposal guidelines—many cities offer collection sites for used bags.





Have a Safe and Happy 4th of July Celebration!
Please call the South Pasadena Fire Department today at
727-344-1666 for any fire safety questions and concerns.

FIREWORKS start over 19,000 fires and send over 9,000 people to the Emergency Room each year in the US. Don't be a statistic. Celebrate with **safe alternatives!**

Outdoor movie night. Set up a screen and projector.

Use glow sticks, they glow in the dark and are a safe alternative to a sparkler.

Red, white and blue silly string...fun for all ages.



UPCOMING SCHEDULED COMMISSION MEETINGS

Meeting dates listed below are tentative and are subject to change.
Please check the City's website or call the City Clerk's office
at 727-347-4171 for up-to-date information about meeting dates.

July 1	9:00am	Regular Commission Meeting
August 19	9:00am	Agenda Meeting & Administrative Workshop
August 26	7:00pm	Regular Commission Meeting
September 2	9:00am	Agenda Meeting & Administrative Workshop
September 8	7:00pm	Regular Commission Meeting
September 15	7:00pm	Special Commission Meeting
September 16	9:00am	Administrative Workshop

COMMISSION MEETINGS

South Pasadena City Commission Meetings are broadcast live on Spectrum Channel 643 and rebroadcast the following Wednesday and Monday at 11:00 a.m.



Commission meetings can also be viewed on South Pasadena's official YouTube channel:

www.youtube.com/@CityofSouthPasadenaFL

Sign up for e-news on the City's website to receive the latest news and future newsletters via email. Visit www.mysouthpasadena.com



Recognition of Service

The following employees are celebrating milestone anniversaries with the City:

Chris Bombicino - 5 Years
Leonard McCudden - 5 Years

Holiday Schedule

City offices will be closed on the following dates:

JULY 4 - INDEPENDENCE DAY HOLIDAY
SEPTEMBER 1 - LABOR DAY HOLIDAY

**PLEASE REMEMBER TO CALL 9-1-1
IN CASE OF AN EMERGENCY,
DO NOT CALL THE FIRE DEPARTMENT
ADMINISTRATION NUMBER.**

**Brochures and pamphlets on environmentally friendly landscaping are available
at the Public Works Department or call 727-384-0701.**

CITY HALL

7047 Sunset Dr. South
Hours: Monday - Friday
8:00 a.m. - 4:00 p.m.

**Mayor, Commission,
Finance & Administration
Departments**

Phone: 727-347-4171
Fax: 727-345-0518

FIRE STATION 20

1477 Pasadena Ave. South

Public Safety Department

Phone: 727-344-1666
Fax: 727-381-4324

Pinellas County Sheriff

Phone: 727-582-6200

CITY HALL ANNEX

6940 Hibiscus Ave. South

Community Improvement Department

Phone: 727-343-4192

Fax: 727-381-4819

Walk-in Hours: Monday - Friday
7:30 a.m. - 12:30 p.m.

Public Works Department

Phone: 727-384-0701

Fax: 727-347-4254

